



IDA8SAB

IDA8 NETWORKABLE PAVA SYSTEM – SLAVE UNIT – A/B ZONING



IDA8 is a third-generation modular system that complies with current architectural demands requiring IP and/or fibreoptic networking to allow for even the most complex of system designs. IDA8 responds to Public Address and Voice Alarm requirements as stated in EN54-16, ISO 7240-16 and BS5839/8, with specific attributes for compliance in large installations.

MAIN CHARACTERISTICS

- Public address and emergency sound system slave unit
- Fully digital with up to 8 audio inputs and outputs (optional)
- 2 dedicated and monitored PDC-ports for fire-man's microphones
- 2 dedicated audio in and outputs for back-up amplifiers
- Enhanced loudspeaker line surveillance for AB-zoned installations
- Simultaneous control and routing of 48 audio channels over dedicated network
- Equipped as standard with RJ45 network cards for links up to 100 m
- Optional fibreoptic cards for links up to 20 km
- 9 supervised control inputs and 8 control outputs
- Ethernet interface for configuration, control, diagnostics and logging
- Digital storage for up to 4 hours of pre-recorded messages
- 4 message players
- EN54-16 certified

CONNECTIVITY:

The IDA8SAB Slave unit houses advanced audio digital signal processing (DSP), matrix control functions and a digital message player, along with amplifier monitoring with hot-swap amplifiers and loudspeaker line-impedance line monitoring. It can support up to two PSS-AS monitored microphone consoles, up to eight monitored amplifiers plus two backup amplifiers and paging into 8 different zones per unit with A/B line detection according to the BS 5939-part 8. Two rear card slots can be fitted with optional 4-channel analogue audio in/output cards 4 channel AES/EBU cards for digital audio in/out.

IDA8SAB Slave units can extend the IDA8 system configuration with an additional 8 output zones and 2 back-up amplifiers. Up to 4 hours of digital messaging can be stored in the unit for live or scheduled playback. Files are uploaded in WAV format from a computer using the ATEiS Studio system GUI. Several messages can be played simultaneously into different zones: up to 4 from a single IDA8SAB or a total of 48 messages across a full IDA8 system with slaves.

Each input and output channel is fitted with a wide range of pre-and post-processing devices such as volume controllers, routing mixers and switches, priority and paging components, equalisers, compressors, limiters and delay-lines.

IDA8SAB is easily configured with PC-based ATEiS Studio global software. Once programmed, the system will run independently without a PC connected. The IDA8SAB Slave operates either on AC mains power or on a 24V DC battery power supply for emergency back-up, with automatic switchover. Both of the power supplies are monitored

SECURITY

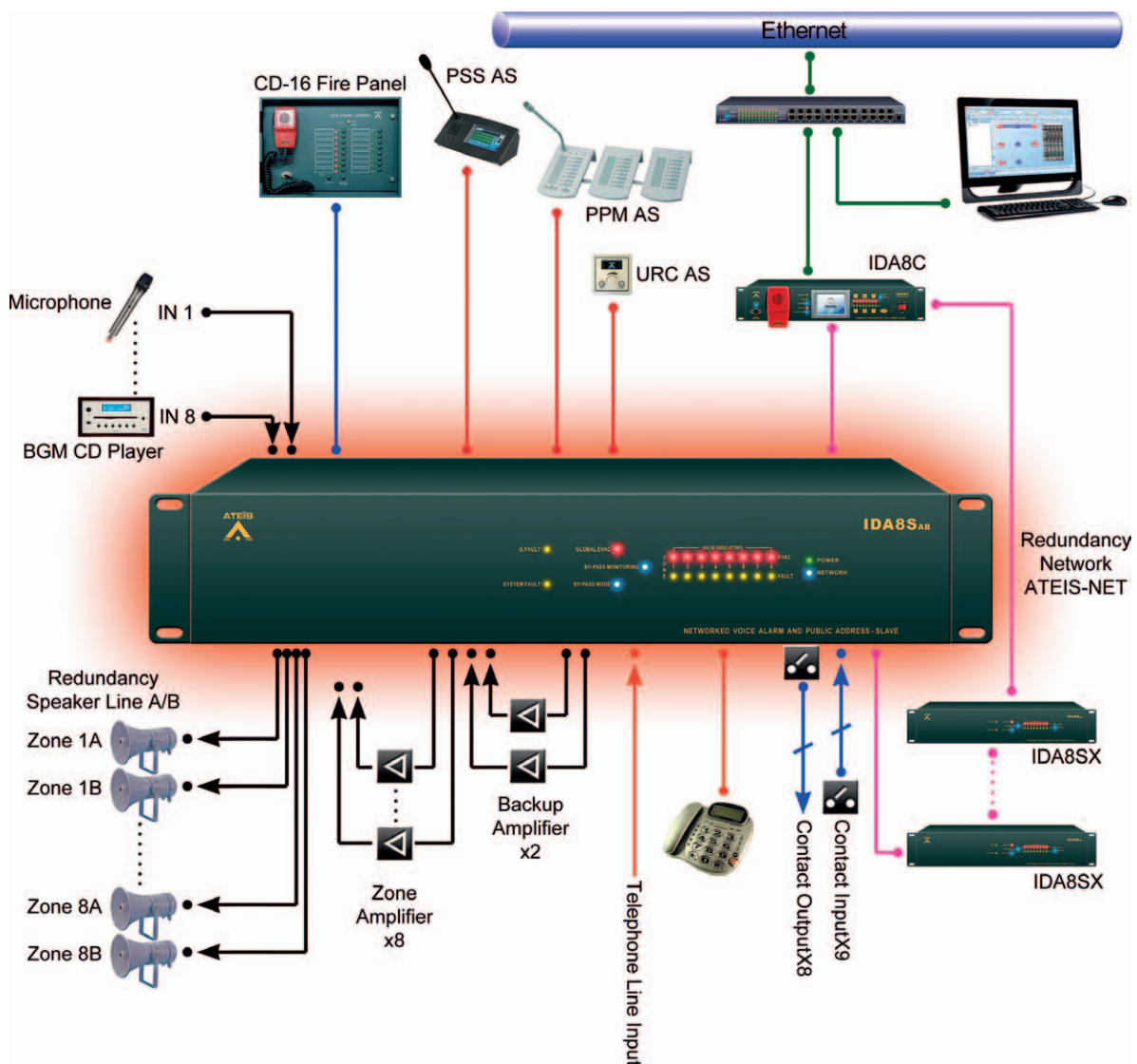
In accordance with EN54-16, ISO 7240-16 and BS5839:pt8, all system components and peripherals are monitored. This monitoring extends from the capsule of a paging station microphone to the end of a loudspeaker line. The external cables connected to the control inputs are monitored for short and open circuit and an internally generated pilot tone is available for monitoring impedance on the loudspeaker lines. The IDA8SL Slave supports redundant network cabling as a redundant loop. The system can handle 256 priorities, for calls to hundreds of zones, satisfying even the most complex public address and emergency requirements.



IDA8SAB

IDA8 NETWORKABLE PAVA SYSTEM – SLAVE UNIT – A/B ZONING

INSTALLATION NOTES





IDA8SAB

IDA8 NETWORKABLE PAVA SYSTEM – SLAVE UNIT – A/B ZONING

CONTROLS AND INDICATORS

Front

- Status LEDs
- Zone LEDs
- Power LEDs

Rear

- Voltage selector

INTERCONNECTIONS

Rear

- Mains input
- Battery backup input
- 9 control inputs
- 8 control outputs
- 4 analogue audio mic/line inputs (optional)
- 4 analogue audio line inputs (optional)
- 2 system LOCAL-network connections
- 8 amplifier in and outputs
- 2 connections for back-up amplifiers
- 2 monitored paging console inputs

CERTIFICATIONS AND APPROVALS

REGION CERTIFICATIONS

REGION	CERTIFICATIONS
Europe	CE – 0359 (Intertek)
	Immunity according to EN50103-4
	PAVA EN54-16 certified 2012

PARTS INCLUDED

Quantities	Components
1	IDA8SAB Slave unit
1	Power cord
1	Set of mounting brackets for 19" rack
1	Set of connectors
1	Ateis Studio software GUI

TECHNICAL SPECIFICATIONS

Electrical

Mains power supply

Voltage	115 or 230 VAC ±15%, 50/60 Hz
Power consumption	48 W

Battery power supply

Voltage	18 - 26 VDC
---------	-------------

Performance

Frequency response	-3 dB @ 20 Hz and 20 kHz
--------------------	--------------------------

Line inputs (OPTIONAL)

Connector	3-pin phoenix (electronically balanced)
Frequency response	+/-3 dB @ 20 Hz and 20 kHz
S/N	> 90 dBA
THD	< 0,1% @ 1 kHz
Input sensitivity	770 mV
Input impedance	20 kohm

Line outputs (OPTIONAL)

Connector	3-pin phoenix
S/N	> -85 dBu
THD	< 0,02% @ 1 kHz
Signal	770 mV
Output impedance	< 300 Ohm

Loudspeaker lines in 8 x 100 V

Rated load resistance	20 ohm (100 V)
Rated load capacitance	250 nF (100 V)
Rated output power (per channel)	500 W (cont. at 40°C)

Loudspeaker lines out 8x (A+B)

Rated load resistance	20 ohm (100 V)
Rated load capacitance	250 nF (100 V)
Rated output power (per channel)	500 W (cont. at 40°C)

Mechanical

Dimensions (H x W x D)

(including rackmount brackets)	2U, 88 x 483 x 289 mm
--------------------------------	-----------------------

Weight

IDA8SAB	5 kg (11 lb)
Mounting	19"-rackmount
Colour	RAL7016

Environmental

Operating temperature	-5 °C to +55 °C (+23 °F to +131 °F)
Storage temperature	-40 °C to +70 °C (-40 °F to +158 °F)
Relative humidity	15% to 90%
Air pressure	600 to 1100 h Pa

Ordering Information

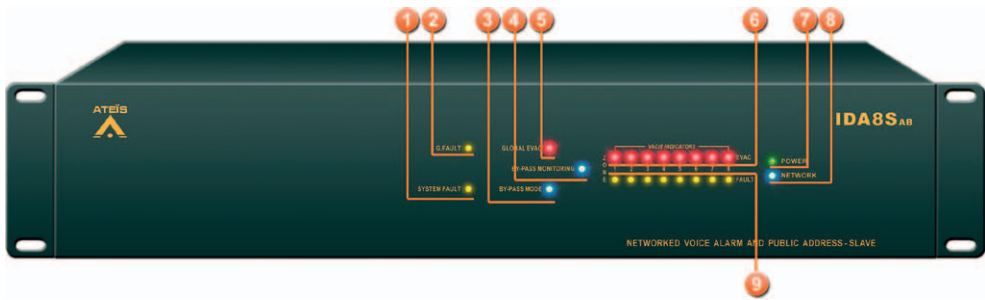
IDA8SAB-C1	Slave with NET-C1 card
IDA8SAB-C1-10	Slave with NET-C1 card & 4 audio inputs & 4 audio outputs
IDA8SAB-C1-21	Slave with NET-C1 card & 8 audio inputs
IDA8SAB-C1-20	Slave with NET-C1 card & 8 audio outputs



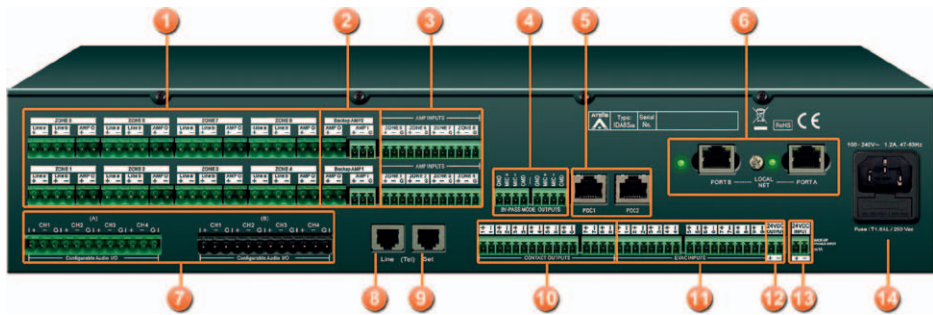


IDA8SAB

IDA8 NETWORKABLE PAVA SYSTEM – SLAVE UNIT – A/B ZONING



1.	System fault
2.	General fault
3.	Bypass mode
4.	Bypass monitoring
5.	Global EVAC
6.	EVAC indicators
7.	Power
8.	Network
9.	FAULT indicators



1.	Speaker zone outputs (A+B)
2.	2 Back-up amplifier outputs
3.	Amplifier 0dB line outputs
4.	Bypass mode outputs
5.	PDC-ports for secured paging consoles
6.	Local network card
7.	Audio I/O (optional)
8.	Telephone line input
9.	Telephone controller
10.	8 Contact outputs
11.	9 Contact inputs
12.	24 VDC slave output
13.	24 VDC back-up input
14.	AC power socket



www.ateis-europe.com

ATEiS Europe BV - Sydneystraat 42 - 3047BP ROTTERDAM - NETHERLANDS
Phone +31 (0)10 2088690 - Fax +31 (0)10 2088699

ATEiS reserve the right to change specifications without notice
HELPROD.COM - Photo: pictures, Robert Pelek Fotografie